

1. Observation Quantity Dashboard

Local Phenology Program/Network
Tree Spotters

To avoid double-counting records, only select one level of hierarchy at a time. For example, select "National Park Service" or "Joshua Tree NP" but not both.

Year
2023

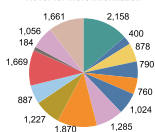
If the graph loads empty, there are no records for the LPP and Year selected.

Dashboard only available for 2022 and 2023; please contact Theresa for access to data from previous year..

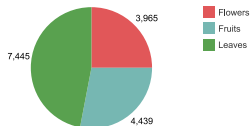
Phenology records, Tree Spotters, 2023

Site Name	Jan	Feb	Mar	Apr	May	Jun	Jul	Aug	Sep	Oct	Nov	Year Total
Linden and North Woo...			422	573	408	340	210	337	389	338	280	3,297
Maple Route		11	562	560	385	276	198	341	396	361	330	3,420
Birch Route			308	354	287	242	132	220	253	256	231	2,283
Shrub Route	10		290	400	199	340	120	316	437	292	290	2,694
Hickory Route			166	780	418	327	99	22	99			1,911
Peters Hill Route		119	389	783	78	128	21	21	166	81	18	1,804
Beech Route			40	80	30	60	20	40	50	30	50	400
Oak Route				22					8	10		40
Grand Total	10	130	2,177	3,552	1,805	1,713	800	1,297	1,798	1,368	1,199	5,849

Records by species
Hover for more information



Records by phenophase category



Site visits by month, Tree Spotters, 2023

(count of unique dates each site was visited within each time period)

Site Name	Jan	Feb	Mar	Apr	May	Jun	Jul	Aug	Sep	Oct	Nov	Year Total	
Beech Route			4	7	3	6	2	4	5	3	5	38	
Birch Route			9	10	8	8	4	7	8	8	8	70	
Hickory Route			3	11	8	8	3	1	3			37	
Linden and North Woods Route			7	15	11	9	6	8	8	7	8	79	
Maple Route			7	15	11	9	6	8	8	7	8	70	
Oak Route				2					1	2		5	
Peters Hill Route			1	3	6	2	4	1	2	3	4	1	27
Shrub Route			1	6	7	4	7	2	6	8	5	5	51

2. Observer Activity Dashboard

To avoid double-counting records, only select one level of hierarchy at a time.

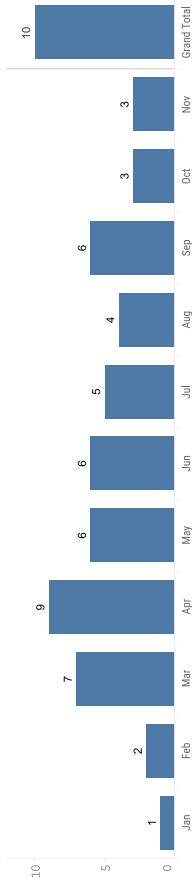
For example, select "National Park Service" or "Joshua Tree NP" but not both.

Network Name
Tree Spotters

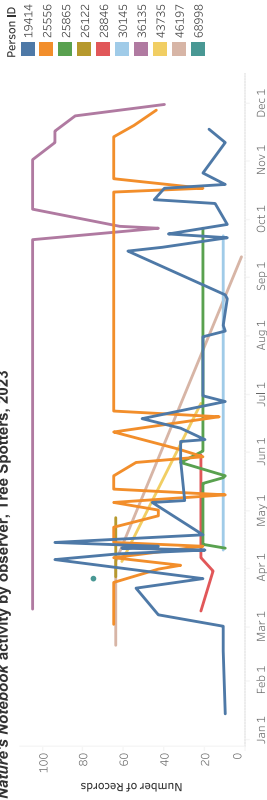
Year
2023

Dashboard only available for 2022 and 2023; please contact Theresa for access to data from previous year..

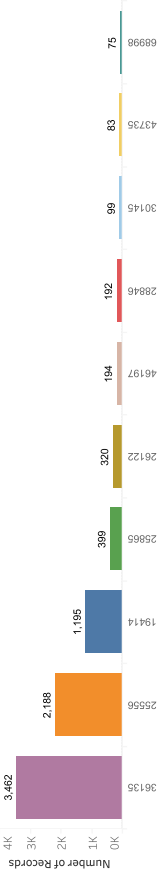
Active observers by month, Tree Spotters, 2023



Nature's Notebook activity by observer, Tree Spotters, 2023



Total records contributed by observer, Tree Spotters, 2023



3. Registered Observers Dashboard

Local Phenology Project/Network
Tree Spotters

To total observers for a parent-level network select all children. For example, to total up observer activity for all "National Park Service" units, select "National Park Service" as well as all parks in the list.

Observers registered (active and not active) with Tree Spotters by year

