



Rosa multiflora
multiflora rose

SHADY INVADERS

Why Observe?

Your observations help us quantify the extent to which multiflora rose, an invasive shrub, exhibits extended leaf phenology (having leaves for a longer period of time than natives in the same location). The Shady Invaders campaign compares the leaf phenology of native and invasive shrubs across the eastern U.S. in order to improve the timing/planning of land management activities, to predict how research on the impacts of extended leaf phenology (ELP) at one location applies across the range, and to examine how climate change may influence ELP.



Eric Burkhart

Description

Multiflora rose is a shrub with a sprawling habit.

Tips for Identification

There are not many other roses in eastern deciduous forests. Multiflora rose leaves have a feathery stipule at the base of each leaf, which distinguishes this species from other roses in our forests.



Erynn Maynard


Be aware there is variation from individual to individual within a species, so your plant may not look exactly like the one pictured. If you are uncertain whether or not a phenophase is occurring, report a “?” for its status until it becomes clear what you are observing after subsequent visits.



Eric Burkhart



Rosa multiflora
multiflora rose



Erynn Maynard

Breaking leaf buds

One or more breaking leaf buds are visible on the plant. A leaf bud is considered "breaking" once a green leaf tip is visible at the end of the bud, but before the first leaf from the bud has unfolded to expose the leaf stalk (petiole) or leaf base.



Erynn Maynard

Leaves

One or more live, unfolded leaves are visible on the plant. A leaf is considered "unfolded" once its entire length has emerged from a breaking bud, stem node or growing stem tip, so that the leaf stalk (petiole) or leaf base is visible at its point of attachment to the stem. Do not include fully dried or dead leaves.



Erynn Maynard

Increasing leaf size

A majority of leaves on the plant have not yet reached their full size and are still growing larger. Do not include new leaves that continue to emerge at the ends of elongating stems throughout the growing season.



Eric Burkhart

Colored leaves

One or more leaves show some of their typical late-season color, or yellow or brown due to drought or other stresses. Do not include small spots of color due to minor leaf damage, or dieback on branches that have broken. Do not include fully dried or dead leaves that remain on the plant.



Eric Burkhart

Flowers or flower buds


One or more fresh open or unopened flowers or flower buds are visible on the plant. Include flower buds or inflorescences that are swelling or expanding, but do not include those that are tightly closed and not actively growing (dormant). Also do not include wilted or dried flowers.



Eric Burkhart

Open flowers


One or more open, fresh flowers are visible on the plant. Flowers are considered "open" when the reproductive parts (male stamens or female pistils) are visible between or within unfolded or open flower parts (petals, floral tubes or sepals). Do not include wilted or dried flowers.



Erynn Maynard

Fruits

One or more fruits are visible on the plant. For *Rosa multiflora*, the fruits are tiny and seed-like and are contained in a fleshy, berry-like "hip" that changes from green to red.



Eric Burkhart

Ripe fruits

One or more ripe fruits are visible on the plant. For *Rosa multiflora*, the fruits are considered ripe when the berry-like "hip" has turned red.

Phenophases not pictured: Falling leaves, Recent fruit or seed drop